



Playcentre Whānau Teams Guidance
Ako | Children's Learning Team

Taputapu Equipment

Creating enriching learning environments

PLAYCENTRE AOTEAROA 2025



How whānau
can contribute
a team approach

Community – He Tangata

- Rangatiratanga i te hāpori – **Community Leadership**
- Whanaungatanga i te hāpori – **Community Building**
- Whakaihuwaka Māori – **Te Ao Māori Champions**

Children's Learning - Ako

- Arotakenga – **Planning and Evaluation**
- Taputapu – **Equipment**
- Whakaihuwaka Māori – **Te Ao Māori Champions**

Adult Learning - Mātauranga

- Whakaihuwaka o Te Wāhanga Mātauranga – **Playcentre Education Champions**
- Whakaihuwaka o te mātauranga – **Adult Learning Champions**
- Whakaihuwaka Māori – **Te Ao Māori Champions**

Ako | Children's Learning



**Whānau Kaiako
Session Supervision
& Leadership**

**Arotakenga
Planning &
Evaluation**



**Taputapu
Equipment**

**Kaiwhakaihu
o te Waka
Bicultural Champions**

Key Equipment-related Tasks



- Liaise with Kaimahi to maintain consumables
 - Centre whānau to share when consumables are running low and anticipated needs
 - Make recommendations for equipment purchases
 - Coordinate repairs to equipment
 - For example, contacting the Menz Shed about replacement puzzle pieces or organising someone to sew up holes in the dressups.
 - Coordinate annual stock take with Kaimahi (from 2026)
- ✓ Remember that any large or fixed equipment (e.g. playgrounds) sits with the Property Team's responsibility



Equipment Purchasing



The Kaimahi

- Does all purchasing, in bulk where possible
- May want help unpacking orders – check with them first
- Ensures that the centre is adhering to the budget

The centre's resource budget includes

- Day-to-day consumable resources – the kaimahi will order these automatically (e.g. paint, paper, clay, flour, salt etc)
- Special equipment purchases –whānau make recommendations for equipment purchases (e.g. specific books, dressups, puzzles etc)
- If the requests are within the budget, the Kaimahi will organise purchasing
- If not, the centre can re-prioritise other aspects of the budget within their realm (including adult learning and community events), or seek donations, apply for grants or fundraise for the equipment



The Playcentre Shop



The Playcentre Shop is Playcentre Aotearoa's internal supplier of children's learning equipment: [The Canterbury Playcentre Shop: Educational Kids Toys NZ](#)

Centres can order equipment and invoicing happens internally.



Modern Teaching Aides - MTA



Playcentre Aotearoa has a national account with MTA

[Modern Teaching Aids - New Zealand's largest supplier of educational resources](#)

In general MTA offers high quality play and learning resources designed for use in a centre-based learning environment.

Where possible, we encourage centres to use MTA as the preferred supplier of equipment.

Create calm, organised learning spaces

From flexible seating to clever storage, find quality furniture that supports student focus and flow.

[Explore here](#)



When sourcing equipment, take into consideration...



Quality of materials. Are they from sustainable sources? Do the producers' values align with Playcentre values?

Durability and repairability. Many resources made for home use do not last long at Playcentre.

Open-ended. Can it be used in multiple ways? Does it foster creativity?

Reflect the cultures of the families in your centre

Upholds tikanga Māori

Avoids gender stereotyping

Suitability for different ages.

Avoid promoting commercialism

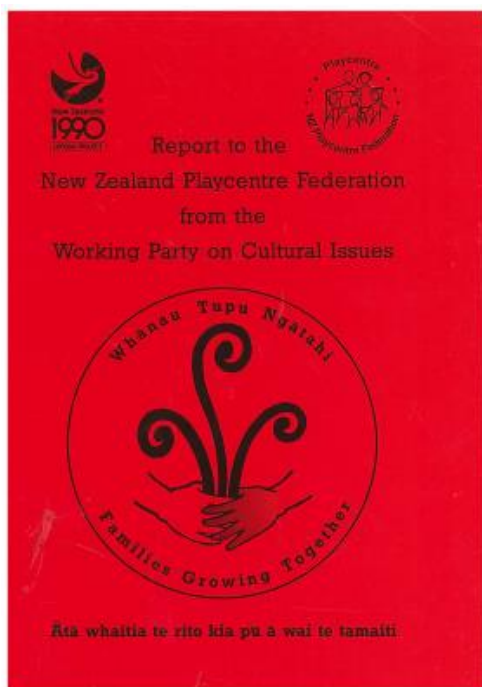
Easy to clean – wipeable or washable

Playcentre Equipment Books



The *Equipment for Playcentres* book includes:

- Recommendations for basic Playcentre equipment based on session size (under 20 or 20+ children)
- Tips and things to consider when purchasing equipment
- PDF version: [Playcentre-Equipment-List.pdf](#)



[Whānau tupu ngātahi – Families growing together: Report to NZ Playcentre Federation from the working party on cultural issues \(Rōpū Hanga Tikanga\)](#)

- Includes tikanga Māori relevant to different areas of play
- Review before purchasing equipment



Playcentre Equipment Books



Playcentre Publications play book series (some reprinted by New Shoots) also include useful tips for purchasing, setting up and using resources.

Some of the possible options include:

- *Look Who's Cooking* by Shelley Hancock
- *Recipes for Messy Play*
- *Earthen Treasures* by Shelley Hancock
- *Woodwork Wizardry* by Nic van Onselen
- *Dance upon a Time* by Tanya Batt
- *The World in your Sandpit* by Bernard Woodhams
- *Creative Collage* by Shelley Hancock
- *Making Music Together* by Maureen Woodhams



Equipment isn't just about buying...



Most Playcentres are already well-equipped, if not over equipped! Being on the equipment team involves

- Decluttering – can some equipment be removed (temporarily or permanently) to make more room
- Repairing – try out equipment. Does the hand drill actually work? Are any of the puzzle pieces permanently missing?
- Making equipment accessible – can children get to what they want without asking for help?
- Reshuffling or revamping an area to make it more inviting.
- Positioning compatible equipment side-by-side. For example, playdough and family play go well together, as do collage and carpentry.

Love an Area – Giving back to the centre



Some centres encourage all whānau to take on a role. The equipment team can be one way to do this through “love an area” roles, where some parents look after one area of the centre – maybe a good tidy once or twice per term and refresh of equipment as needed.

Silly names or regular names, the more the merrier – up to you! The centre won’t fall over without these roles, however having them will spruce up your centre and help whānau feel involved.

Dress Up Diva

Woodwork Wizard

Art Room Fairy

Family Play Fanatic

Dr Science

Waiata Wahine

Garage Guru

Children’s Librarian

Fish Monitor (feeder
and tank cleaner...)

Kitchen Organiser
(dispose of old fridge
food and tidy the
pantry)

Recommended Centre Practices



Suggested centre practices related to Community:

- Operating as a cooperative
- Decision making
- Taking care of the environment
- Gifts
 - *note be in line with the Playcentre Aotearoa koha policy
- Fellowship (previously life membership)
- Bicultural commitment

Additional guidance on these centre practices is available on the Playcentre website

Recommended Centre Practices



Suggested centre practices related to Children's Learning:

- Planning for learning
- Group supervision
- Excursions
- Last minute resources
- Graduations

Suggested centre practices related to Adult Learning:

- Supporting and celebrating adult learners
- First aid
- Qualifications

Recommended Centre Practices



More information

- Kaimahi (purchasing, budget queries)
- Centre Advisors & PLD facilitators (advice on quality and type of equipment, inspirations for invitations to play)
- Kaihononga Māori (queries about local cultural practices related to equipment)